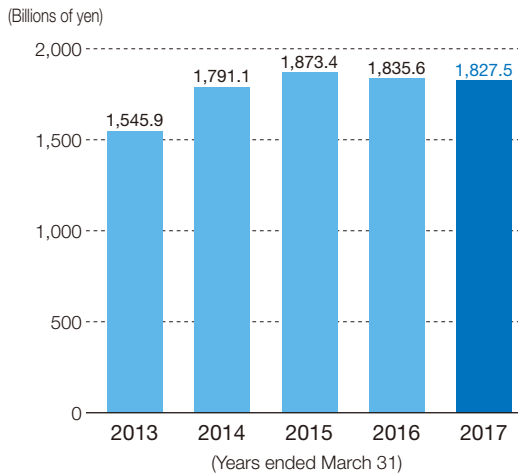


Kyushu Electric Power Company, Incorporated and Consolidated Subsidiaries

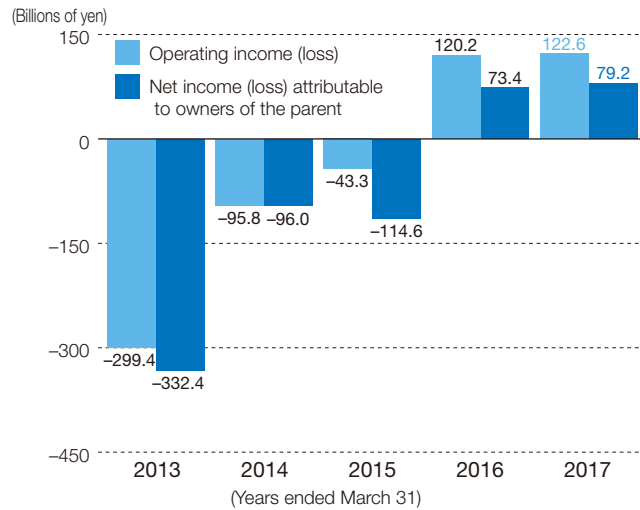
## Sales (Operating revenues)

¥1,827.5 billion



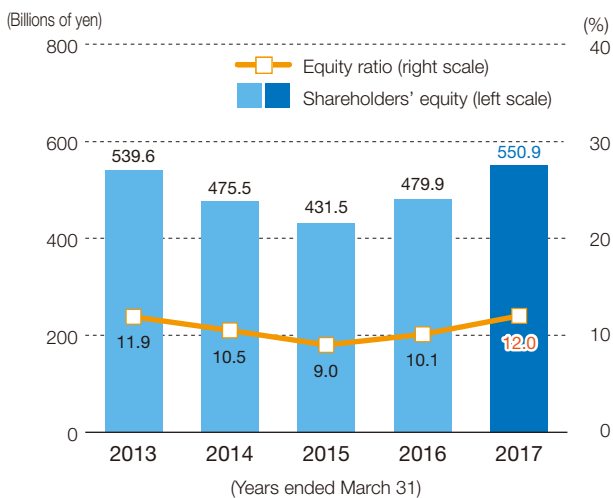
## Net income (loss) attributable to owners of the parent

¥79.2 billion



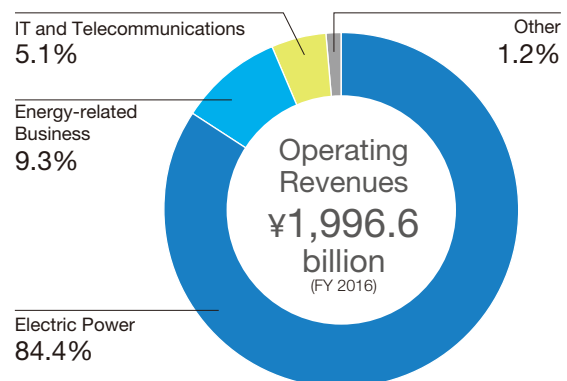
## Equity ratio

12.0%



## Ratio of Electricity Business in sales (includes intra-company transactions)

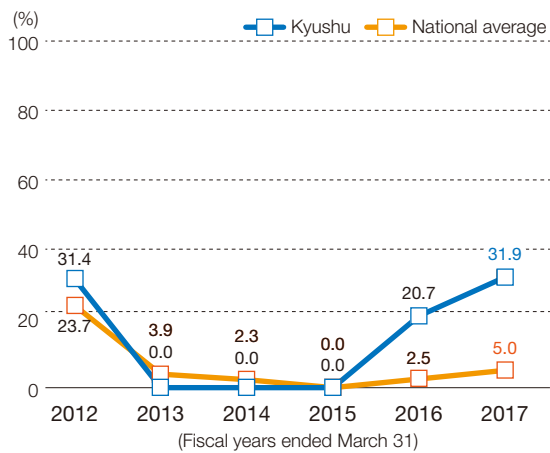
84.4%



▶ See the [Financial Section \(P.52-88\)](#) for detailed financial information

### Nuclear power utilization rate

**31.9%**

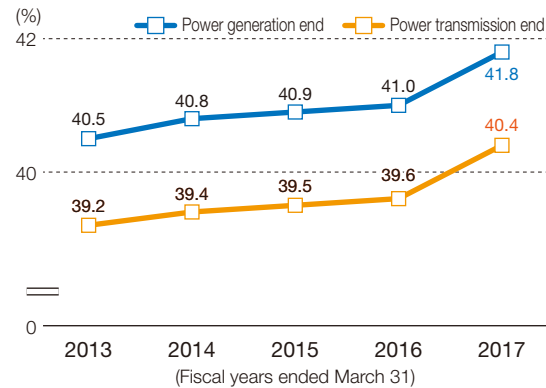


Following the resumption of normal operations at Sendai Nuclear Power Station Units 1 and 2 in 2015, the utilization rate returned to 31.9%. We are aiming for early resumption of operations at Genkai Nuclear Power Station to provide a stable supply of electric power and fundamental improvement in revenues.

▶ Please refer to the [ESG Section](#) regarding nuclear power generation safety measures (See pp. 44-45)

### Total thermal efficiency for thermal power stations (power transmission end)

**40.4%** (Higher heating value)



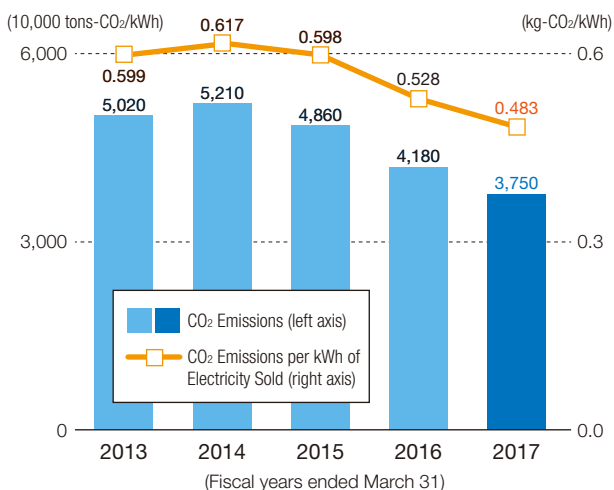
Note: Heating values are calculated on a higher heating value base

In fiscal 2016, we maintained a high level of thermal efficiency (40.4% at the power transmission end) by keeping highly efficient LNG-fired and coal-fired thermal power plants operating at high levels, in addition to commencing in June the commercial operation of Shin-Oita Power Station Unit 3 (Turbine 4), a combined cycle power generation system boasting the highest efficiency in the world.

## Sustainability Highlights

### CO<sub>2</sub> emissions per kWh of electricity sold

**0.483 kg-CO<sub>2</sub>/kWh** (Provisional value)



The stable operation of the Sendai Nuclear Power Station Units 1 and 2 throughout the year (except for regular inspection periods) and the increase in power generated by renewable energies enabled a decrease of CO<sub>2</sub> emissions by about 10% compared to fiscal 2015.



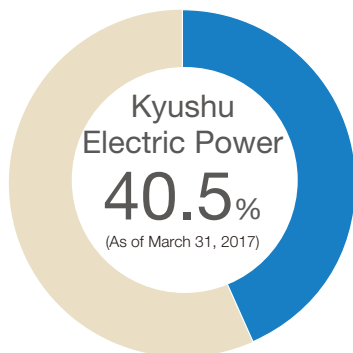
Sendai Nuclear Power Station

▶ Please refer to the [ESG Section](#) for main environmental initiatives (See pp. 46-47)

## Capacity of geothermal power generation equipment

# 208 MW

Ratio of Kyushu Electric Power among all power businesses  
(Excluding private power generation)



Kyushu Electric Power owns about 40% of all Japan's geothermal power generation facilities, including the Hatchoubaru Geothermal Power Station, Japan's largest, and total power accounts for more than 50% of all power generated nationally.



Hatchoubaru Geothermal Power Station



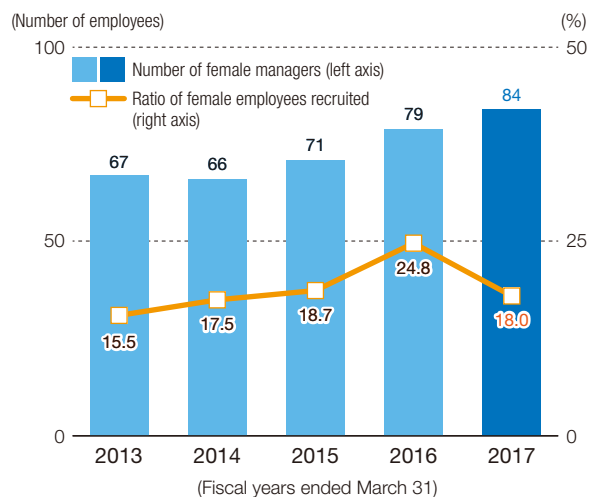
Takigami Geothermal Power Station



Ogiri Geothermal Power Station

## Ratio of female employees recruited

# 18.0%

 (Administrative work only 45.3%)


In March 2016, we formulated the Action Plan to Promote an Active Role for Women to develop initiatives to nurture female employees.

We received "Eruboshi" certification based on the Act of Promotion of Women's Participation and Advancement in the Workplace.

In July 2016, we were certified by the Minister for Health, Labour and Welfare as a company with an outstanding record of initiatives to promote an active role for women. (Second company in Kyushu to be so certified)



Eruboshi certification logo

▶ Please refer to the [ESG Section](#) for initiatives for promoting an active role for women (See p. 51)